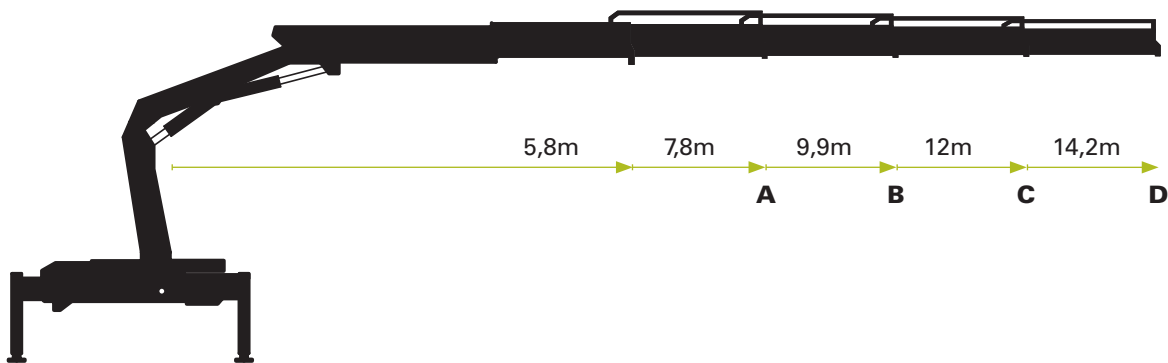


Technische Daten (EN 12999 H1-B3) | Technical specifications | Caractéristiques techniques | Datos técnicos

Max. Hubmoment | Max lifting moment | Couple de levage | Momento de elevacion: **108,9 kNm / 11,1 mt**

Schwenkmoment | Slewing torque | Couple de rotation | Par de giro neto: **12,7 kNm / 1,3 mt**



PK 12001-EH

Reichweite / Hubkraft | Outreach / lifting force | Portée / force de levage | Alance / capacidad


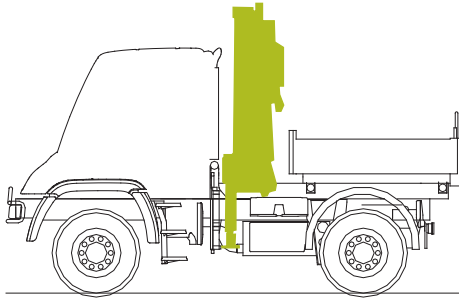
Standard	A	B	C	D
m / kg	m / kg	m / kg	m / kg	m / kg
3,7 / 2950	3,8 / 2800	3,9 / 2650	4,0 / 2550	4,1 / 2450
5,6 / 1960	5,7 / 1860	5,8 / 1740	5,9 / 1620	5,9 / 1520
	7,6 / 1380	7,7 / 1280	7,8 / 1160	7,9 / 1080
		9,7 / 1000	9,8 / 900	9,9 / 800
			11,8 / 730	11,9 / 630
				13,9 / 530

Allgemeine Informationen

Beim Kranaufbau sind länderspezifische Vorschriften zu beachten / Please observe the respective national regulation when installing the crane / En montant la grue, il faut respecter les consignes en usage dans le pays / Para la superestructura de grúa se deben observar las normas específicas nacionales

Technische Daten und Konstruktionsänderungen vorbehalten. / Technical Specifications and construction modifications subject to change. / Sous réserve de modifications techniques. / Con reserva de los Datos Técnicos y modificaciones de la construcción.

Baumuster / Radstand

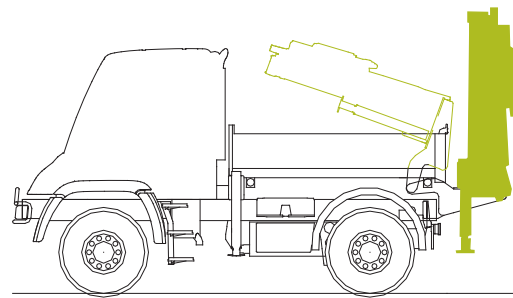



405.101 / 3.080
405.121 / 3.600
405.201 / 3.350
437.421 / 3.250
437.431 / 3.250

405.103 / 3.080
405.123 / 3.600
405.221 / 3.900
437.426 / 3.850
437.436 / 3.850

405.101 / 3.080
405.121 / 3.600
405.201 / 3.350
437.421 / 3.250
437.431 / 3.250

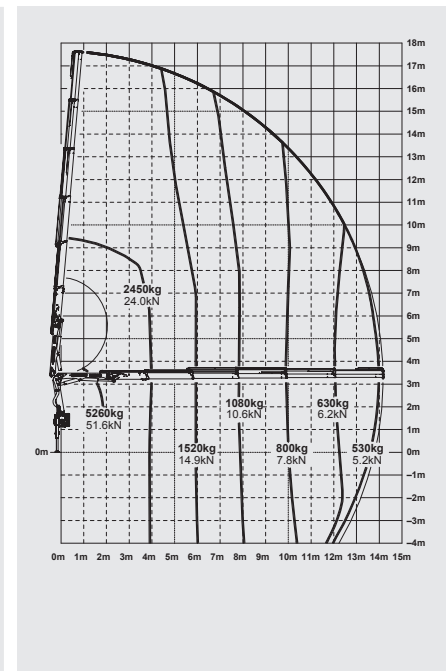
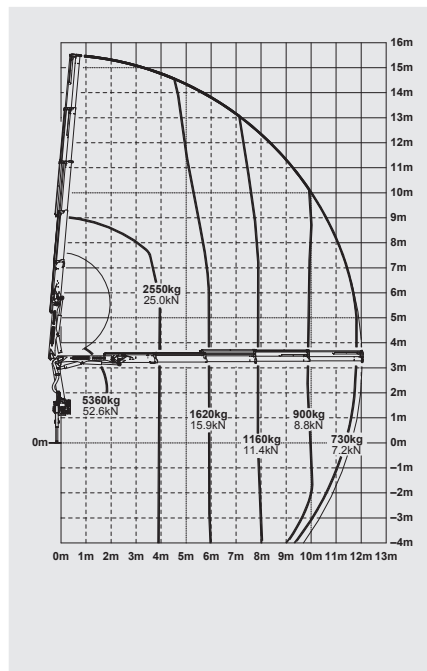
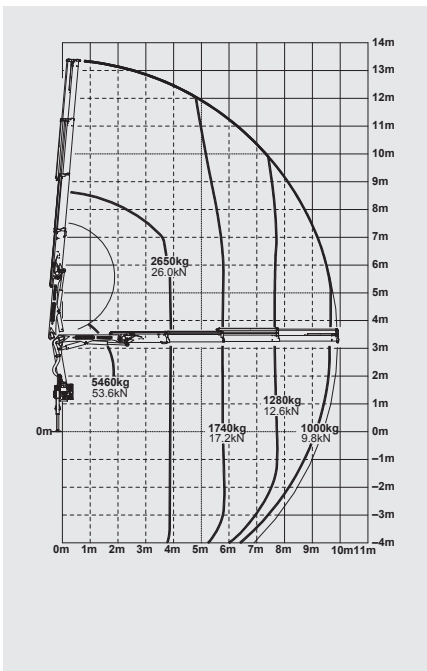
405.103 / 3.080
405.123 / 3.600
405.221 / 3.900
437.426 / 3.850
437.436 / 3.850



PK 12001-EH B

PK 12001-EH C

PK 12001-EH D



Gesamthubhöhe » siehe Diagramm | Overall height » see diagram
Hauteur totale » voir diagramme | Belgae alure » vis diagrama

